

2020—Iowa

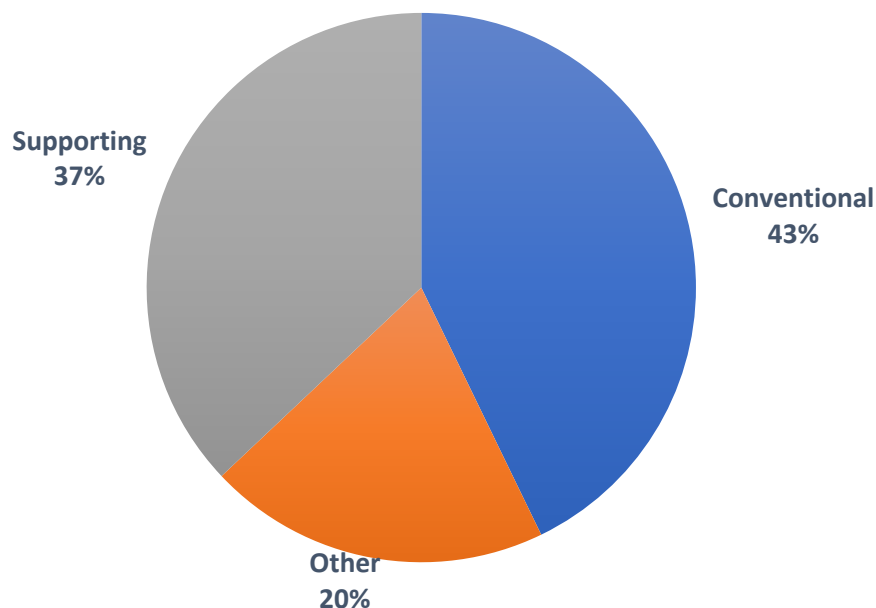
Outdoor Recreation Satellite Account (ORSA)

| Value added (GDP) | | Employment | | Compensation | |
|----------------------|----------------|--------------------|----------------|----------------------|----------------|
| ORSA total | Share of state | ORSA total | Share of state | ORSA total | Share of state |
| \$3.6 billion | 1.8% | 42,877 jobs | 2.7% | \$1.7 billion | 1.7% |

Value Added by Select ORSA Activity (thousands of dollars)

| Activity | 2018 | 2019 | 2020 | State rank |
|------------------------------|---------|---------|---------|------------|
| RVing | 407,685 | 350,208 | 393,966 | 13 |
| Boating/Fishing | 150,548 | 159,721 | 200,961 | 39 |
| Equestrian | 201,144 | 168,782 | 159,236 | 8 |
| Motorcycling/ATVing | 139,156 | 122,393 | 128,432 | 23 |
| Hunting/Shooting/Trapping | 78,516 | 83,944 | 76,780 | 35 |
| Climbing/Hiking/Tent Camping | 36,577 | 40,225 | 40,992 | 28 |
| Bicycling | 13,660 | 14,455 | 16,406 | 27 |
| Snow Activities | 14,559 | 15,471 | 15,585 | 37 |
| Recreational Flying | 5,418 | 6,508 | 8,360 | 36 |

Value-added Composition of Outdoor Recreation Activities

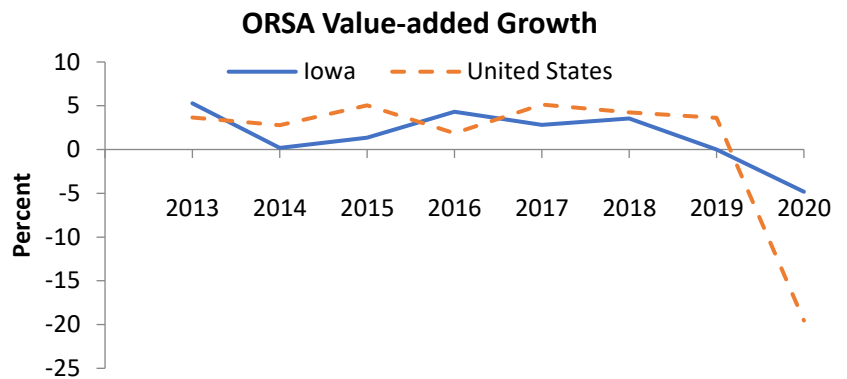


Conventional ORSA activities include traditional outdoor activities such as camping, hiking, boating, and hunting.

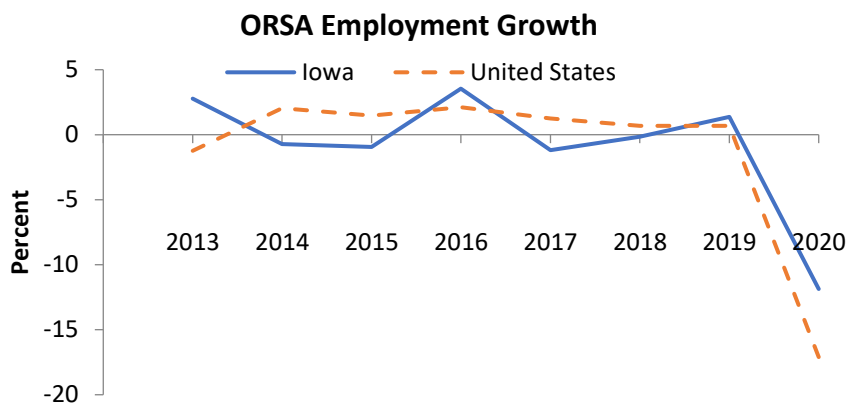
Other ORSA activities include those that take place outside, such as gardening and outdoor concerts.

Supporting ORSA activities are those that contribute to the core activities and include such things as construction, travel and tourism, local trips, and government expenditures.

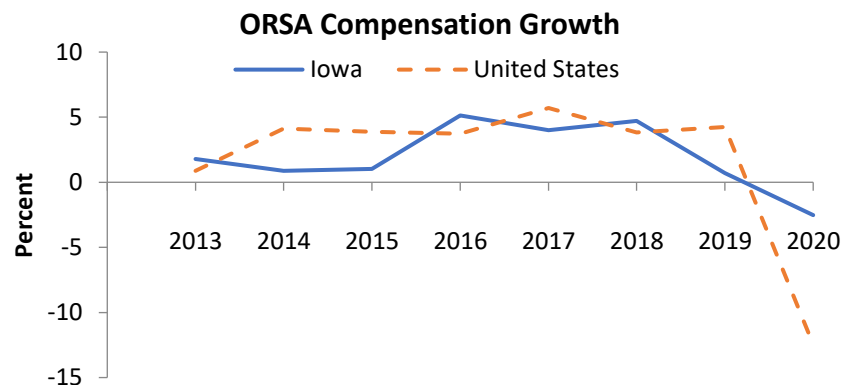
In 2020, Iowa ranked 31st among all states in ORSA value-added and 2nd among all states in ORSA value added growth. Since 2019, ORSA value added has decreased 4.8 percent in Iowa, compared with a decrease of 19.5 percent for the United States.



In 2020, Iowa ranked 31st among all states in ORSA employment and 4th among all states in ORSA employment growth. Since 2019, ORSA employment has decreased 11.9 percent in Iowa, compared with a decrease of 17.1 percent for the United States.



In 2020, Iowa ranked 33rd among all states in ORSA compensation and 3rd among all states in ORSA compensation growth. Since 2019, ORSA compensation has decreased 2.5 percent in Iowa, compared with a decrease of 12.5 percent for the United States.



Average compensation per wage-and-salary job in Iowa ORSA industries was \$40,102 in 2020, compared with \$63,926 for all salaried jobs in the state.

ORSA value added consists of the gross output of an industry less its intermediate inputs; the contribution of an industry to gross domestic product.

ORSA employment consists of all wage-and-salary jobs in which workers are engaged in the production of ORSA goods and services.

ORSA compensation consists of the remuneration (including wages and salaries, as well as benefits such as employer contributions to pension and health funds) payable to employees in return for their ORSA work during a given year.